

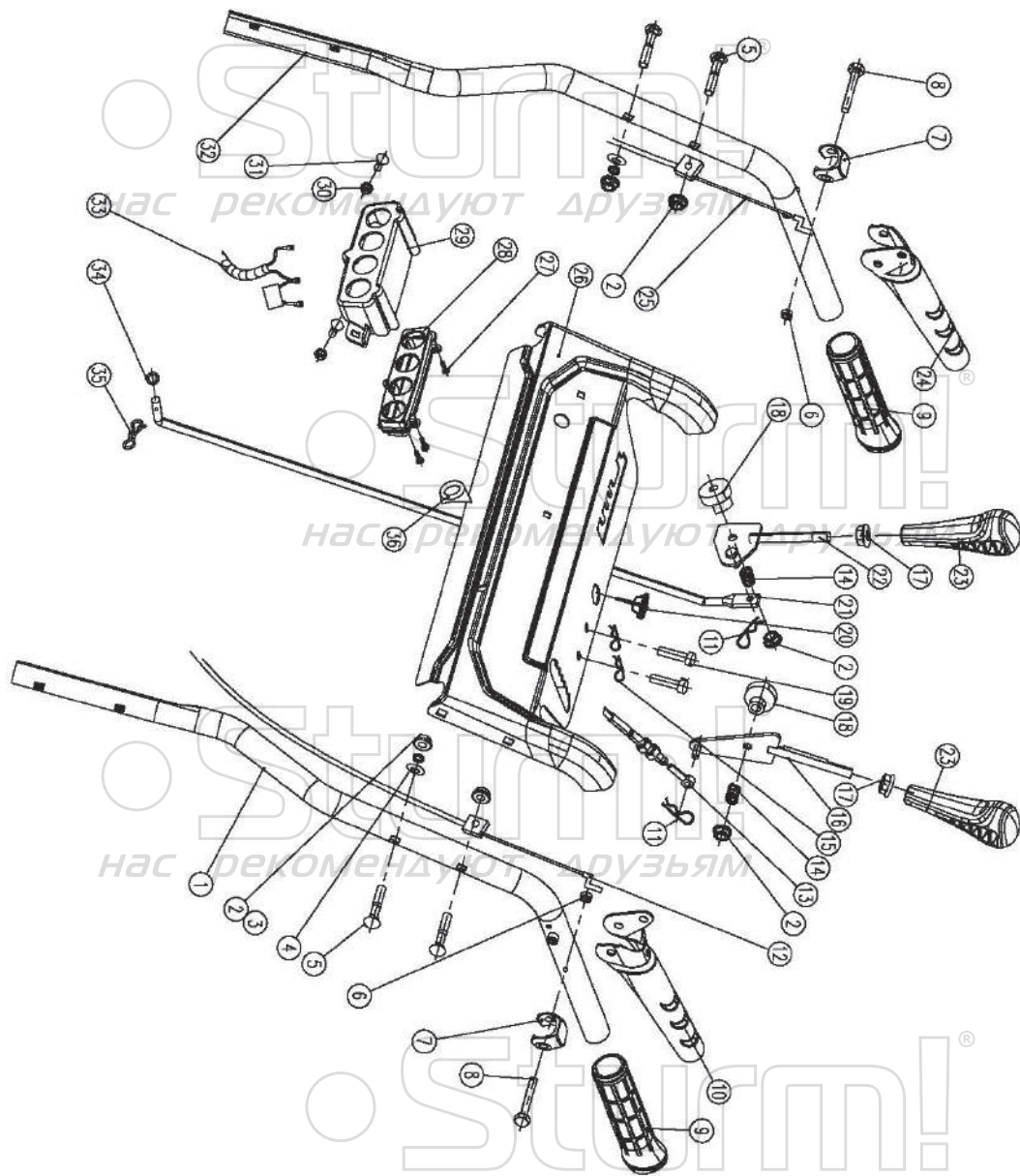
Sturm!
нас рекомендуют друзья

STG7461EL

NO.	DESCRIPTION
1	V belt
2	hex bolt M8x16
3	tyre 13x4.10-6 (right)
4	hex nut M6
5	hex bolt M6x35
6	hex nut M8
7	bolt M8x45
8	curved washer 8
9	25# wire clip
10	tyre 13x4.10-6 (left)
11	chute assembly
12	hex bolt M6x16
13	tableting
14	belt cover
15	hex bolt M8x25
16	belt lever
17	chute ring
18	bolt M6x20
19	hex nut M6

STG7461EL-EX-STU202401 VER 2.1

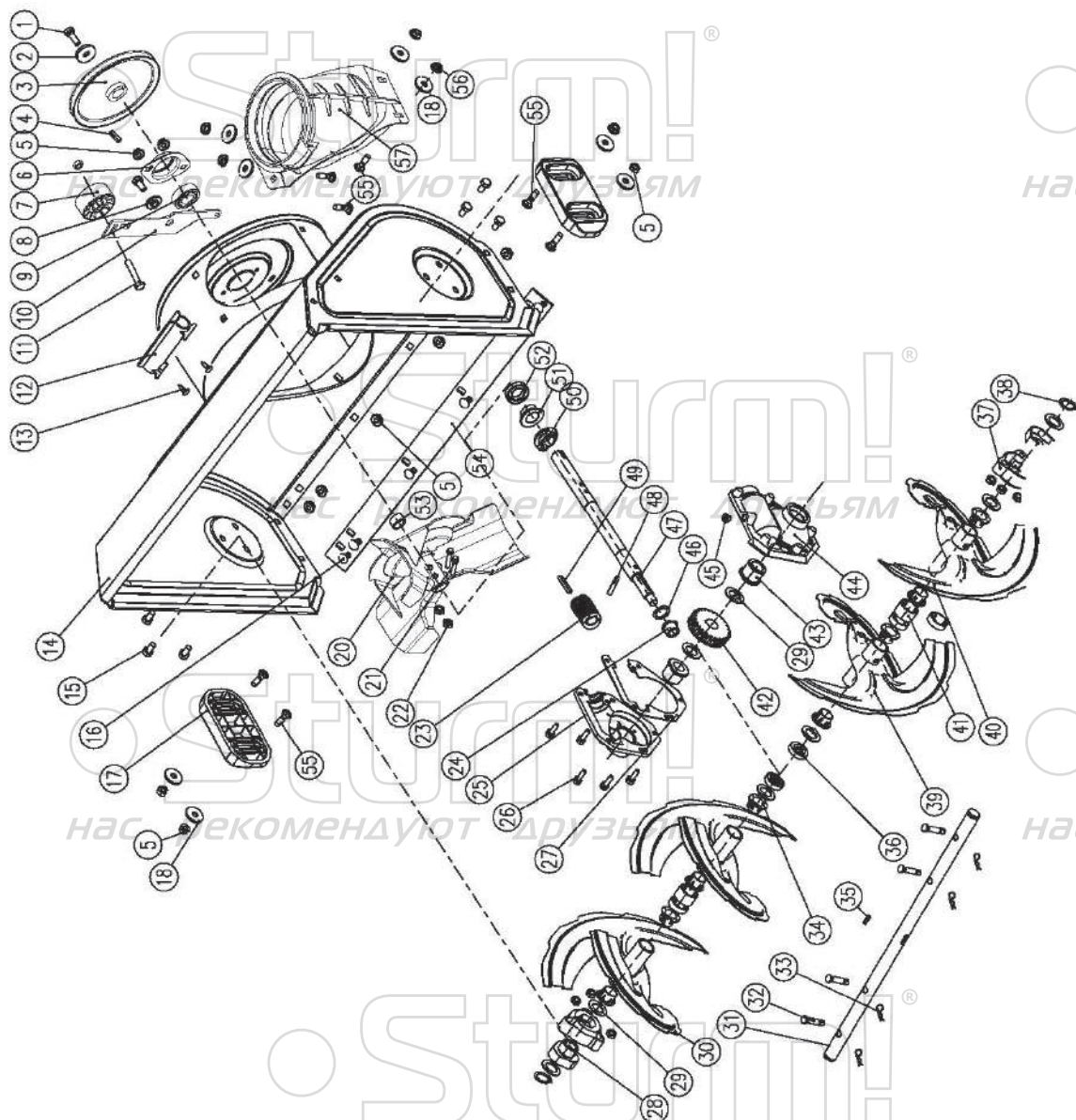
Sturm!
нас рекомендуют друзья



STG7461EL

NO.	DESCRIPTION
1	upper handle (left)
2	hex lock nut M8
3	elastic washer 8
4	curved gasket
5	bolt M8X40
6	locking nut M6
7	pad for handle
8	screw
9	hand grip
10	control handle, left
11	B pin $\varnothing 1.5 \times 25$
12	working cable
13	chute wire
14	spring
15	B pin $\varnothing 1.5 \times 25$
16	chute control bar
17	hex screw M10
18	short sleeve
19	safety screw
20	switch
21	gears connecting bar
22	warking handle bar
23	hand grip of speed control
24	control handle, right
25	auger wire
26	panel
27	self tap screw
28	LED light
29	protection part
30	hex lock nut M6
31	bolt M6X12
32	upper handle (right)
33	wire2
34	flat washer 8
35	B pin
36	rotating sleeve

STG7461EL-EX-STU202401 VER 2.1



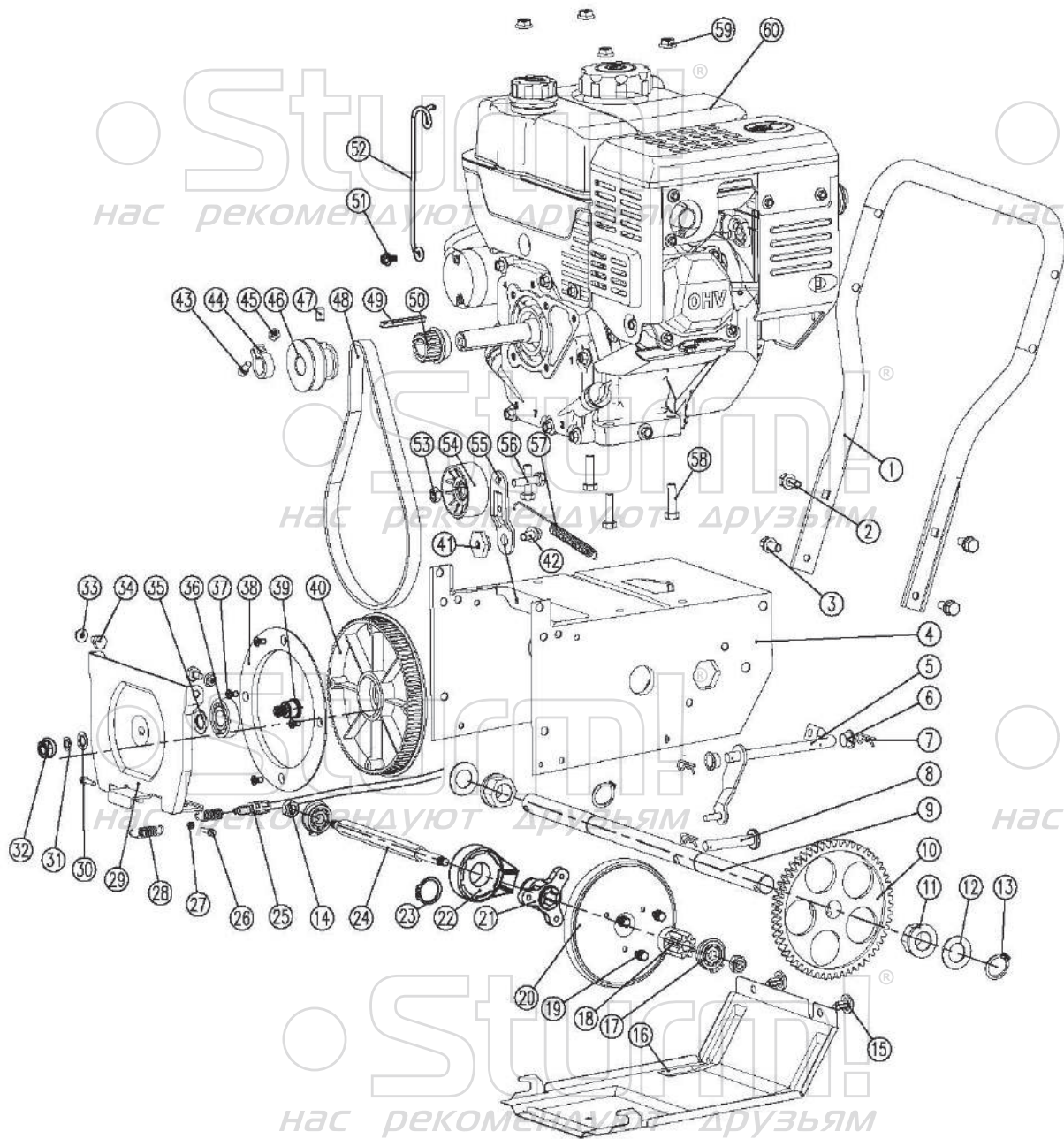
STG7461EL

NO.	DESCRIPTION	NO.	DESCRIPTION
1	hex bolt M10x25	30	left auger assembly
2	big washer 10	31	output shaft
3	belt pulley	32	safety bolt
4	flat key A6x6x14	33	B pin
5	jam nut M8	34	drive shaft sleeve
6	bearing seat	35	flat key A 6X6X16
7	small tension pulley	36	seal ring FB19x30
8	washer for tension pulley	37	bearing seat
9	bearing 6004	38	shaft ring 19
10	big tension plate	39	right auger assembly
11	bolt M8x30	40	plastic gasket 10
12	shovel seat	41	plastic gasket
13	screw ST4.2x9.5-F	42	worm
14	housing assembly	43	output shaft sleeve $\varnothing 19$
15	hex screw M8x25	44	worm case right
16	bolt M8x16	45	plug
17	skid shoe plastic	46	$\varnothing 26X \varnothing 12.5X1.8$ Cushion Cover
18	big washer 8	47	worm
20	fan	48	pin 6x32
21	Inner Hexagonal Bolt M6X35	49	flat key A 5X5X35
22	jam nut M6	50	worm ring
23	worm shaft	51	worm shaft sleeve
24	worm shaft sleeve	52	seal ring FB20x35x7
25	worm case left	53	bushing
26	bolt combination M6x20	54	scrapper
27	sealing pad	55	bolt M8x20
28	bearing	56	hexagon locking-nuts with flange M8
29	$\varnothing 31X \varnothing 19.5X1.8$ gasket	57	fixing seat for chute

STG7461EL-EX-STU202401 VER 2.1

нас рекомендуют друзья

Sturm!
нас рекомендуют друзья



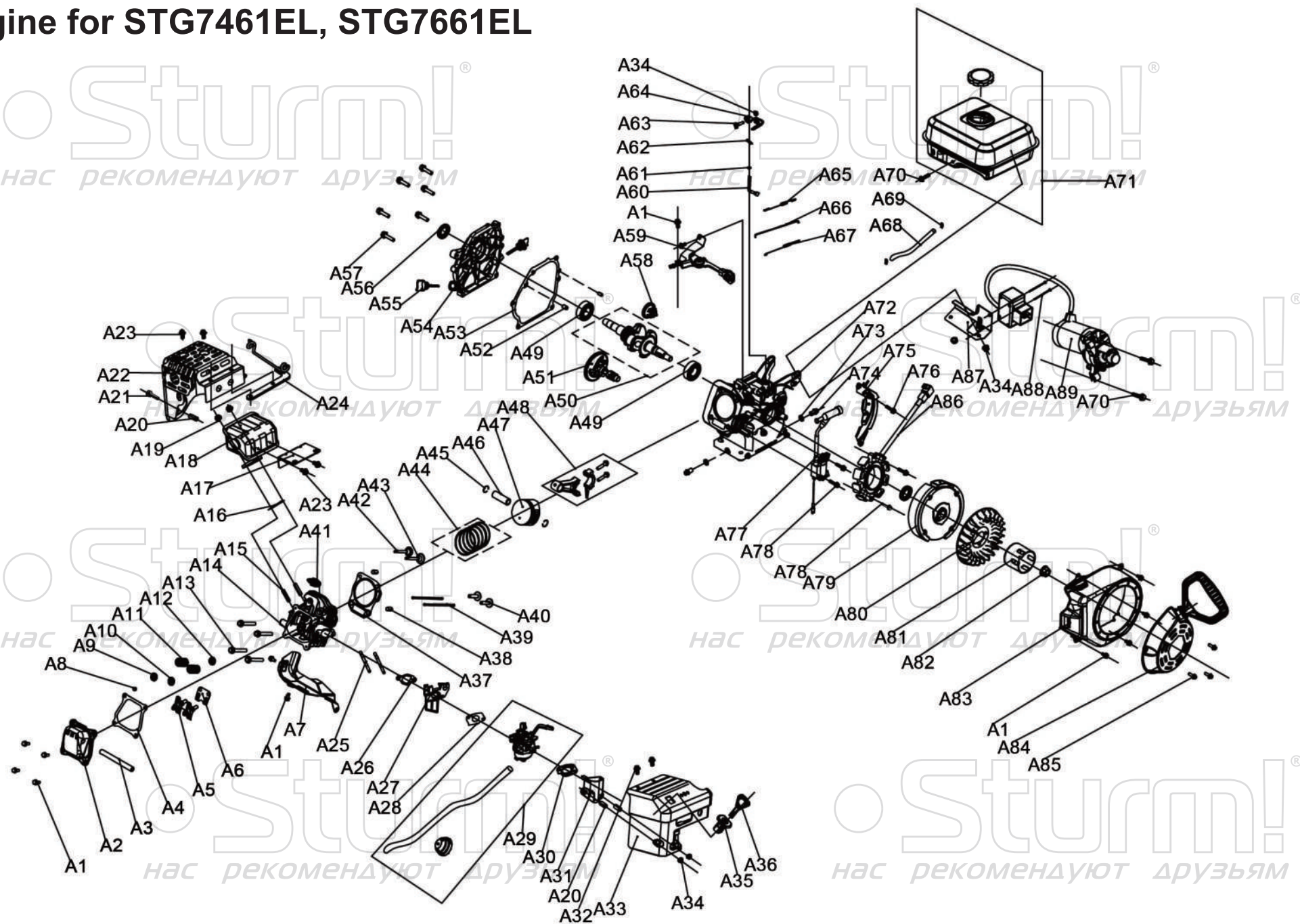
STG7461EL

NO.	DESCRIPTION	NO.	DESCRIPTION
1	lower handle	31	spring washer 10
2	hex bolt M8X45	32	hex nut M10
3	hex bolt M8X20	33	hex nut M6
4	transmission case	34	stepped screw M6
5	shifting fork	35	washer
6	small shaft sleeve	36	bearing 6204-2LS
7	B pin $\varnothing 1.5 \times 25$	37	screw M6x12
8	pin shaft B 8x35	38	cover for friction disc
9	driving shaft	39	transmission shaft
10	driving gear	40	friction disc
11	shaft sleeve	41	stepped nut M8
12	shaft washer	42	hex bolt M8X16
13	circlip A 20	43	hex screw M6X20
14	hex screw M8	44	check ring
15	plastic clip 8	45	hex nut M6
16	steel cover	46	small pulley
17	bearing 6200N	47	screw M8x8
18	gear	48	synchronous belt 710-5M-14
19	bolt M6x16	49	flat key 4.7x4.7x45
20	rubber pulley	50	small synchronous pulley
21	ring seat	51	hex nut M6x15
22	shift bearing	52	wire hook
23	circlip 25	53	hex nut M8
24	sexi-shaft	54	small tension pulley
25	walking cable	55	small tension plate
26	hex bolt M5X35	56	hex bolt M8x30
27	hex nut M5	57	small tension spring
28	reset spring	58	hex bolt M8x35
29	seat for friction disc	59	hex nut M8
30	flat washer C 10	60	engine

STG7461EL-EX-STU202401 VER 2.1

Sturm!
нас рекомендуют друзья

engine for STG7461EL, STG7661EL



engine for STG7461EL, STG7661EL

NO.	DESCRIPTION	NO.	DESCRIPTION
A1	BOLT, M6×12	A46	PISTON PIN
A2	VALVE COVER	A47	PISTON
A3	BREATHER HOSE	A48	CONNECTING ROD ASSEMBLY
A4	GASKET, VALVE COVER	A49	BEARING, 6205
A5	ROCKER ARM ASSEMBLY	A50	CRANKSHAFT
A6	ROCKER ARM BASE	A51	CAMSHAFT
A7	SHROUD	A52	PIN, Ø8×14
A8	VALVE ADJUST CAP, EXHAUST	A53	GASKET, CRANKCASE
A9	EXHAUST VALVE SPRING SEAT	A54	CRANKCASE COVER
A10	INTAKE VALVE SPRING SEAT	A55	DIPSTICK
A11	VALVE SPRING	A56	OIL SEAL, Ø25×Ø41.25×6
A12	INTAKE VALVE SEAL	A57	BOLT, M8×32
A13	BOLT, M8×60	A58	GOVERNOR GEAR
A14	CYLINDER HEAD	A59	GOVERNOR GEAR BRACKET ASSEMBLY
A15	STUD M8X34	A60	GOVERNOR GEAR SHAFT
A16	VALVE WASHER	A61	O-RING, Ø12×Ø6.5×0.85
A17	MUFFLER SUPPORT	A62	COTTER PIN
A18	MUFFLER	A63	BOLT, M6×21
A19	NUT, M8	A64	GOVERNOR LEVER
A20	SLEEVE Ø9.2XØ6.7X25	A65	GOVERNOR SPRING
A21	BOLT M8X35	A66	THROTTLE LINKAGE
A22	MUFFLER COVER	A67	IDLE SPRING
A23	BOLT	A68	FUEL HOSE (200MM)
A24	CABLE HOOK	A69	CLAMP
A25	STUD M6X106	A70	BOLT, M6×28
A26	GASKET, INTAKE VALVE	A71	FUEL TANK
A27	INSULATOR	A72	CRANKCASE
A28	GASKET, CARBURETOR	A73	WASHER, Ø16×Ø10×2
A29	CARBURETOR	A74	DRAIN BOLT M10×15
A30	GASKET, AIR FILTER	A75	LOWER SHIELD (230V)
A31	SPOUT, AIR FILTER	A76	BOLT, M6×20
A32	BOLT M6X20	A77	IGNITION MODULE
A33	COVER, AIR FILTER	A78	BOLT, M6×25
A34	NUT, M6	A79	FLYWHEEL
A35	KEY SEAT	A80	COOLING FAN
A36	STOP KEY	A81	STARTER CUP
A37	GASKET, CYLINDER HEAD	A82	NUT, M14×1.5
A38	PIN, Ø10×16	A83	FAN COVER COMP.
A39	PUSH ROD	A84	RECOIL STARTER
A40	TAPPET	A85	BOLT, M6×8
A41	SPARK PLUG F6TC	A86	LIGHTING COIL COMBINATION 12V-20W
A42	EXHAUST VALVE Ø25	A87	BRACKET FOR ELECTRIC DEVICE
A43	INTAKE VALVE Ø27	A88	BOLT M4X55
A44	PISTON RING SET	A89	230V AC STARTER MOTOR COMPONENT
A45	CIRCLIP		